

Reading Schedule

MEETING DATE	READING SCHEDULE	MY LIT. CIRCLE ROLE

Discussion #Boss

- Make sure that everyone has completed their assignment.
- Make sure everyone is contributing to the conversation
- Make sure that the group is moving forward and is accomplishing all required tasks (as listed in Literature Circle Procedures).
- Prompt people for further discussion and dig deeper into the reading.
- Watch the time to make sure that everything that needs to get finished is completed by the end of the meeting.
- Let the teacher know if someone did not contribute to the conversation, come to the discussion prepared or complete their assignment for the discussion.
- Prepare 3 discussion questions to help drive conversation about the text.

GROUP MEMBER	COMPLETED ASSIGNMENT	CONTRIBUTED TO DISCUSSION

DISCUSSION QUESTIONS ON CHAPTERS _____ :

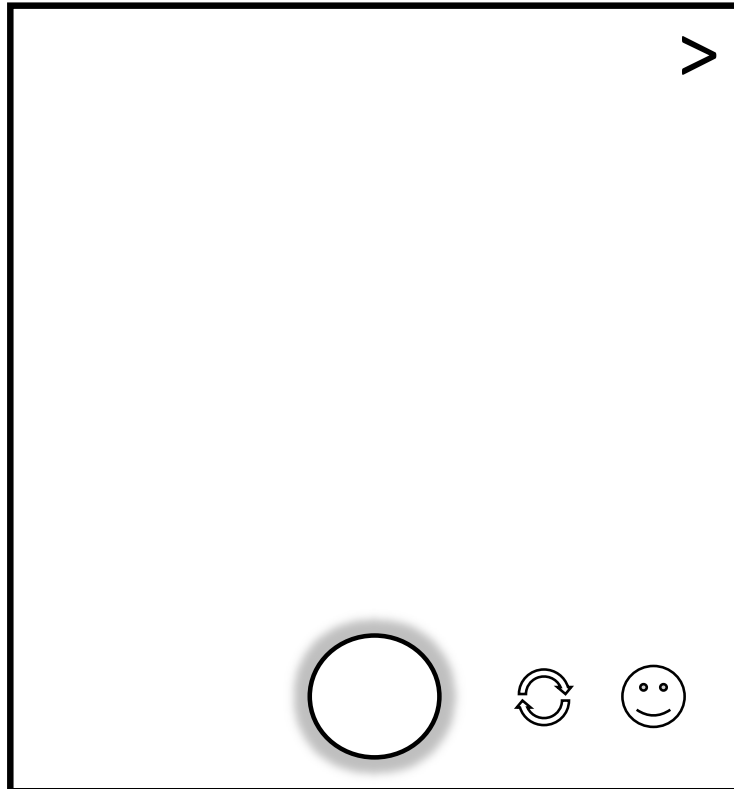
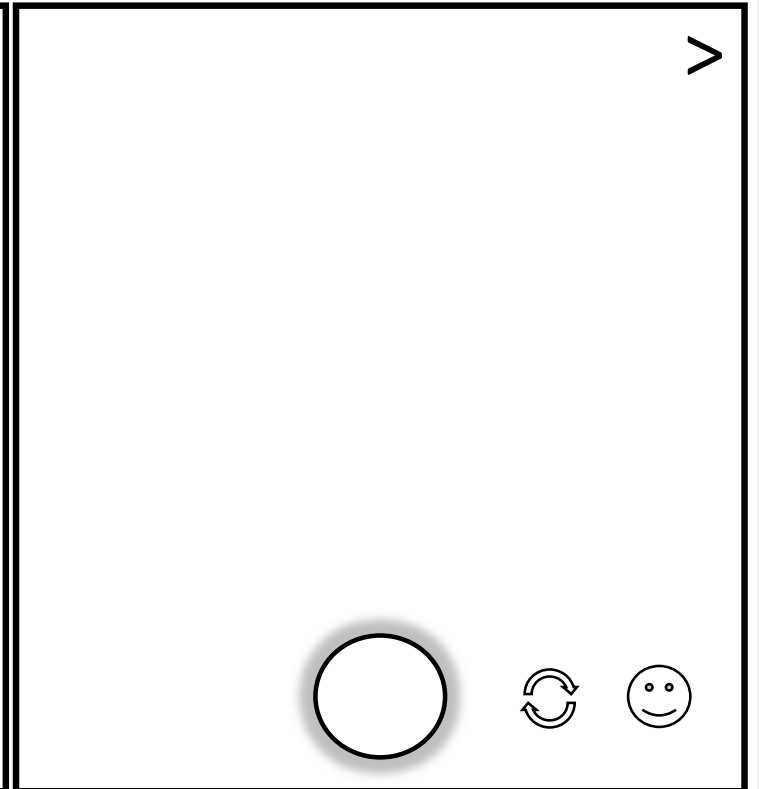
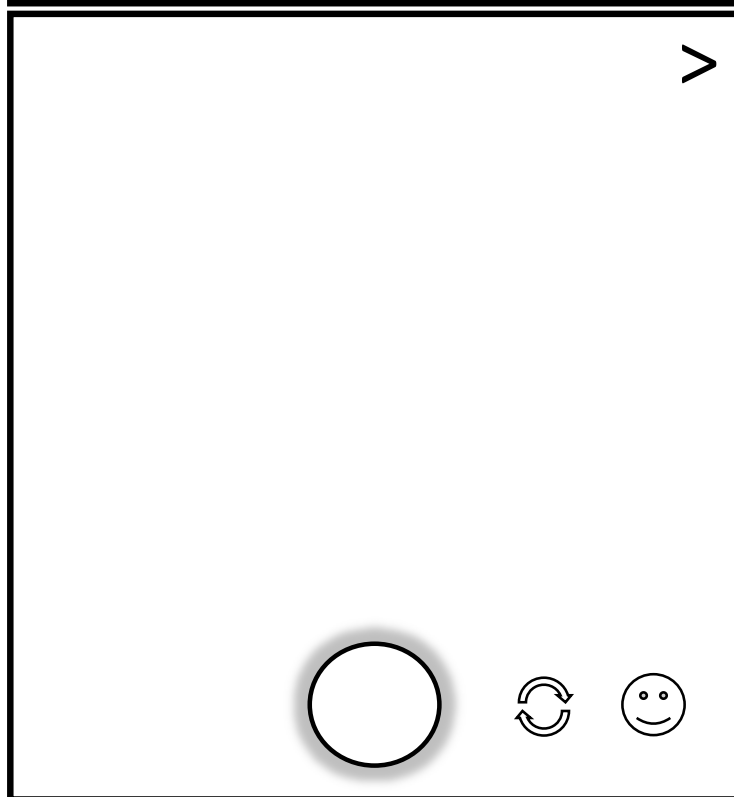
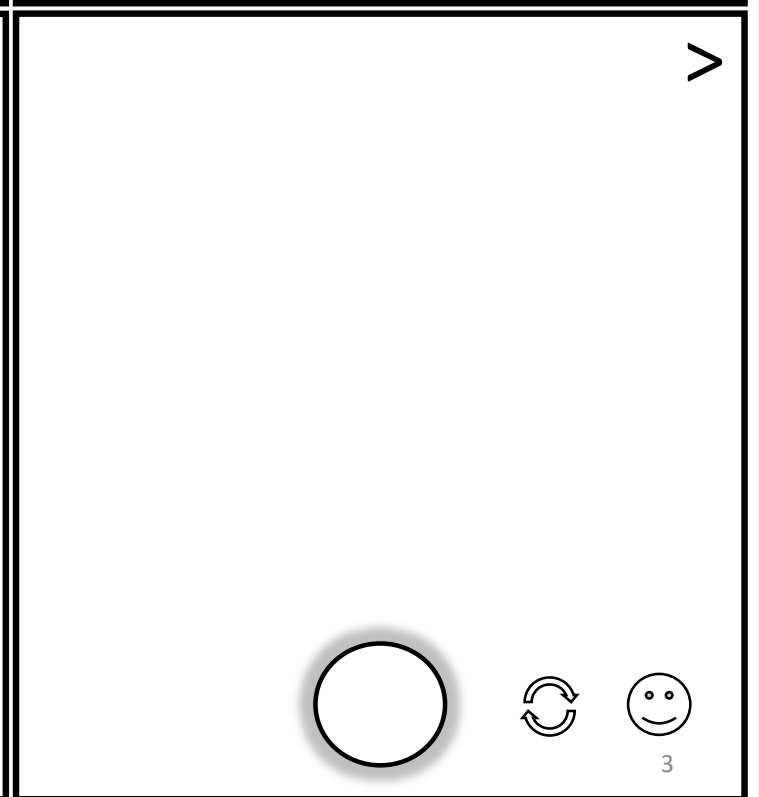
1. _____

2. _____

3. _____

INSTAFAME STORY SUMMARY

For the section that you read, create a snapchat story to summarize what you read. Your summary must be at least 4 slides long. In the boxes below, draw an illustration depicting each event. On the next page, write a brief explanation of what is happening in your picture, providing at least 1 piece of textual evidence to support your summary.

 A rectangular box representing a Snapchat story slide. It has a right-pointing chevron (>) in the top right corner. At the bottom, there is a circular placeholder for a profile picture, followed by two circular icons: a refresh icon (two circular arrows) and a smiley face icon.	 A rectangular box representing a Snapchat story slide. It has a right-pointing chevron (>) in the top right corner. At the bottom, there is a circular placeholder for a profile picture, followed by two circular icons: a refresh icon (two circular arrows) and a smiley face icon.
 A rectangular box representing a Snapchat story slide. It has a right-pointing chevron (>) in the top right corner. At the bottom, there is a circular placeholder for a profile picture, followed by two circular icons: a refresh icon (two circular arrows) and a smiley face icon.	 A rectangular box representing a Snapchat story slide. It has a right-pointing chevron (>) in the top right corner. At the bottom, there is a circular placeholder for a profile picture, followed by two circular icons: a refresh icon (two circular arrows) and a smiley face icon.

INSTAFAME STORY SUMMARY

Story #1

Story #2

Story #3


Story #4

Impactful Instafame Post



WHY THIS IS IMPORTANT:

A series of horizontal dashed lines for writing.



SUPERZOOM

NORMAL

BOOMERANG

Character Selfie

Create a selfie for any character, including a caption, username and hashtags. On the next page, use the space provided to explain the selfie, using textual evidence to support your answer. You must use color in this selfie!

The form is a rectangular frame representing a social media post. At the top left is the Instagram logo. At the top right is a location pin icon. Below these are five large circles arranged horizontally, representing avatars of people who interacted with the post. Under the first circle is a smaller circle representing the user's profile picture. Under the fifth circle are three dots representing a menu. The central area of the frame is a large, empty rectangular space for the character's selfie. At the bottom of the frame is a horizontal bar containing icons for a heart (likes), a speech bubble (comments), a location pin (shares), an upward arrow (likes), and a bookmark (save).

Character Selfie


USER NAME: _____

CAPTION: _____

EXPLANATION:

Sell A Book To Your Followers

Design a new cover for the novel and market it to your followers, including a caption, username and hashtags. On the next page, use the space provided to write a review of the book to try convince your followers to read this novel.



The form is a template for an Instagram post. It features a header with the Instagram logo in the top left and a share icon in the top right. Below the header is a row of five large circles representing profile pictures, with a smaller circle below the first one and an ellipsis below the last one. The main body of the form is a large, empty rectangular area for writing a caption. At the bottom, there is a row of icons: a heart, a speech bubble, a share icon, an upload icon, and a bookmark icon.

Sell A Book To Your Followers




USER NAME: _____

CAPTION: _____

EXPLANATION:

Instafame Feed

Create an Instagram feed of a character of your choice. Make sure to give him/her a username, a bio and the 6 most recent "photos" of their life that they took, including caption, using the text to guide you.



Posts Followers Following [Edit Profile](#)

_____	_____	_____
_____	_____	_____
_____	_____	_____
_____	_____	_____
_____	_____	_____

#trending connections

For the section of the text that you read, create 3 hashtags that connect the reading to the real world, and explain the connection, using evidence from the text to support your answer. Be creative!



.....



.....



.....

Literary Playlist

Create a playlist to go with the section that you read. Your playlist should be at least 5 songs. For each Song that you chose, explain why you chose the song, using evidence from the text to support your Choice.

SONG #1 _____

SONG #2 _____

SONG #3 _____

Literary Playlist

Create a playlist to go with the section that you read. Your playlist should be at least 5 songs. For each Song that you chose, explain why you chose the song, using evidence from the text to support your Choice.

SONG #4 _____


SONG #5 _____

SONG #6 _____

Group Chat

Imagine that the characters in your text were texting about their current conflict. What would they say? Who would be texting each other? Create a text conversation between two or more characters, discussing the main events. Then in the text, foreshadow what you think will happen next!

Continue. On the back if you need more room!



Buzznews Article

3.

4.

5.

I Don't Know: Google It!

Research any references in the reading that are not explained or that you know very little about. You must research at least 1 topic, although it is encouraged to do as much as necessary! You should summarize what you found out, cite your sources and explain why knowing this will help any reader understand the text better.

QUESTION OR TOPIC OF RESEARCH:

Google Search

I'm Feeling Lucky

WHAT I FOUND OUT ABOUT MY TOPIC:

SOURCE:

HOW AND WHY IT HELPS THE READER UNDERSTAND THE TEXT BETTER:

I Don't Know: Google It!

QUESTION OR TOPIC OF RESEARCH:

Google Search

I'm Feeling Lucky

WHAT I FOUND OUT ABOUT MY TOPIC:

SOURCE:

HOW AND WHY IT HELPS THE READER UNDERSTAND THE TEXT BETTER:

Vocab Instafame Feed

Create an Instagram feed of any vocabulary that you find in the reading. Vocab can be unfamiliar, interesting, useful, descriptive, etc. In each "photo" on your feed, you should include the word, and the definition. You should be keeping track for the entire novel. You may use more pages that what is provided to you.

[Posts](#)

[Followers](#)

[Following](#)

[Edit Profile](#)

<hr/> <hr/> <hr/> <hr/>	<hr/> <hr/> <hr/> <hr/>	<hr/> <hr/> <hr/> <hr/>
<hr/> <hr/> <hr/> <hr/>	<hr/> <hr/> <hr/> <hr/>	<hr/> <hr/> <hr/> <hr/>

Vocab Instafame Feed

--	--	--

<hr/> <hr/> <hr/>	<hr/> <hr/> <hr/>	<hr/> <hr/> <hr/>
-------------------	-------------------	-------------------

--	--	--

<hr/> <hr/> <hr/>	<hr/> <hr/> <hr/>	<hr/> <hr/> <hr/>
-------------------	-------------------	-------------------

--	--	--

<hr/> <hr/> <hr/>	<hr/> <hr/> <hr/>	<hr/> <hr/> <hr/>
-------------------	-------------------	-------------------

NAME: _____ PAGES READ: _____ DATE: _____

EXPOSITION



DEFINITION OF EXPOSITION: _____

TITLE OF TEXT: _____

AUTHOR: _____

MAIN CHARACTERS

SETTING

BACKGROUND INFORMATION

POINT OF VIEW

NAME: _____ PAGES READ: _____ DATE: _____

RISING ACTION



DEFINITION OF RISING ACTION: _____

TITLE OF TEXT: _____

AUTHOR: _____

4. WHO DOES THE TENSION
EXIST BETWEEN?

3. FORESHADOW:
WHAT DO YOU THINK WILL
HAPPEN IN THE CLIMAX?

1. WHAT'S THE CONFLICT?

2. HOW DOES THE SUSPENSE
BUILD? PROVIDE TEXTUAL
EVIDENCE TO SUPPORT YOUR
THINKING.

NAME: _____ PAGES READ: _____ DATE: _____

CLIMAX



DEFINITION OF CLIMAX: _____

TITLE OF TEXT: _____

AUTHOR: _____

EXPLAIN THE MAIN EVENT OF THE NOVEL

HOW IS THIS THE TURNING POINT?

HOW ARE THE CHARACTERS AFFECTED?

PROVIDE TEXTUAL EVIDENCE

NAME: _____ PAGES READ: _____ DATE: _____

FALLING ACTION



DEFINITION OF FALLING ACTION: _____

TITLE OF TEXT: _____

AUTHOR: _____

1. WHAT HAPPENS AS A RESULT OF THE CLIMAX?

2. PROVIDE TEXTUAL EVIDENCE TO SUPPORT YOUR ANALYSIS.

3. HOW IS THE PROTAGONIST AFFECTED BY THE CLIMAX? PROVIDE TEXTUAL EVIDENCE.

4. HOW IS THE ANTAGONIST AFFECTED BY THE CLIMAX? PROVIDE TEXTUAL EVIDENCE.

5. FORESHADOW:
DO YOU THINK THAT THERE WILL BE A RESOLUTION? WHY OR WHY NOT?

NAME: _____ PAGES READ: _____ DATE: _____

RESOLUTION



DEFINITION OF RESOLUTION: _____

TITLE OF TEXT: _____

AUTHOR: _____

HOW ARE THE LOOSE
ENDS TIED UP?

PROVIDE TEXTUAL EVIDENCE TO
SHOW THE RESOLUTION

HOW ARE THE MAIN
CHARACTERS AFFECTED
BY THE RESOLUTION?
